

**2012 & 2016 CAMPUS REPORT**

Student Voting Rates for  
Tufts University

**WHAT'S INSIDE**

**About This Report**

**Your Institution's Voting Data**

Voting and Registration Rates

How Your Institution's Numbers  
Compare

**Your Students' Voting Data**

By Age Group

# About This Report

Thank you for participating in the National Study of Learning, Voting, and Engagement (NSLVE). Since NSLVE's launch in 2013, more than 1,000 colleges and universities have signed up to receive their voting rates for the 2012, 2014 and 2016 federal elections. Along with others, your institution's participation in this study has allowed us to build a robust database of nearly 30 million college student records, about 10 million for each election year, that serve as a foundation for innovative research on college student political learning and engagement in democracy.

NSLVE is a signature initiative of the Institute for Democracy and Higher Education (IDHE) at Tufts University's Jonathan M. Tisch College of Civic Life. The mission of IDHE is to shift college and university priorities and culture to advance political learning, agency, and equity. We achieve our mission through research, resource development, technical assistance, and advocacy.

## About the Data

The voter registration and voting rates in this report reflect the percentage of your institution's students who were eligible to vote and who actually voted in the 2012 and 2016 elections. These results are based on enrollment records your institution submitted to the National Student Clearinghouse (FERPA-blocked records excluded) and publicly available voting files collected by Catalyst.

Institutional voting rates are adjusted by deducting an estimated number of students identified by each institution as non-resident aliens and reported to the Integrated Postsecondary Education Data System (IPEDS). For breakdowns by student characteristics, we cannot consistently adjust for students who are non-resident aliens, resident aliens, or undocumented students. This may result in your institution's actual voting rate being higher than we report. To calculate that percentage, and to read more about NSLVE data, see our [FAQ on Campus Reports](#). Please also see [Creating and Maintaining the NSLVE Database](#) paper for a more detailed study methodology.

## Reviewing the Data

Use the following key to interpret the charts:

\* = number of students is less than 10

n/a = no data was collected or calculated for this field.

## What to do next?

- Review the data. This report provides a baseline measure of your students' engagement in democracy in 2012 and 2016, and compares your institution's voting rates to similar institutions. Visit our website for more comparison data.
- Share the report widely and strategically, including posting it online.
- Put your data into practice. Use our IDHE Resources to guide you.
- Address your campus climate for student political learning, discourse, and participation. Start by bringing the IDHE team to your campus or using the IDHE self-assessment rubric available on our website.
- Partner with IDHE. We are available with virtual office hours, webinars, brown bag discussions and in-person trainings.

For up-to-date news on NSLVE data, resources and upcoming opportunities visit our website: [idhe.tufts.edu](http://idhe.tufts.edu).

Follow us on Twitter [@TuftsIDHE](https://twitter.com/TuftsIDHE) or email us at [NSLVE@tufts.edu](mailto:NSLVE@tufts.edu).

Warm regards,  
IDHE Team



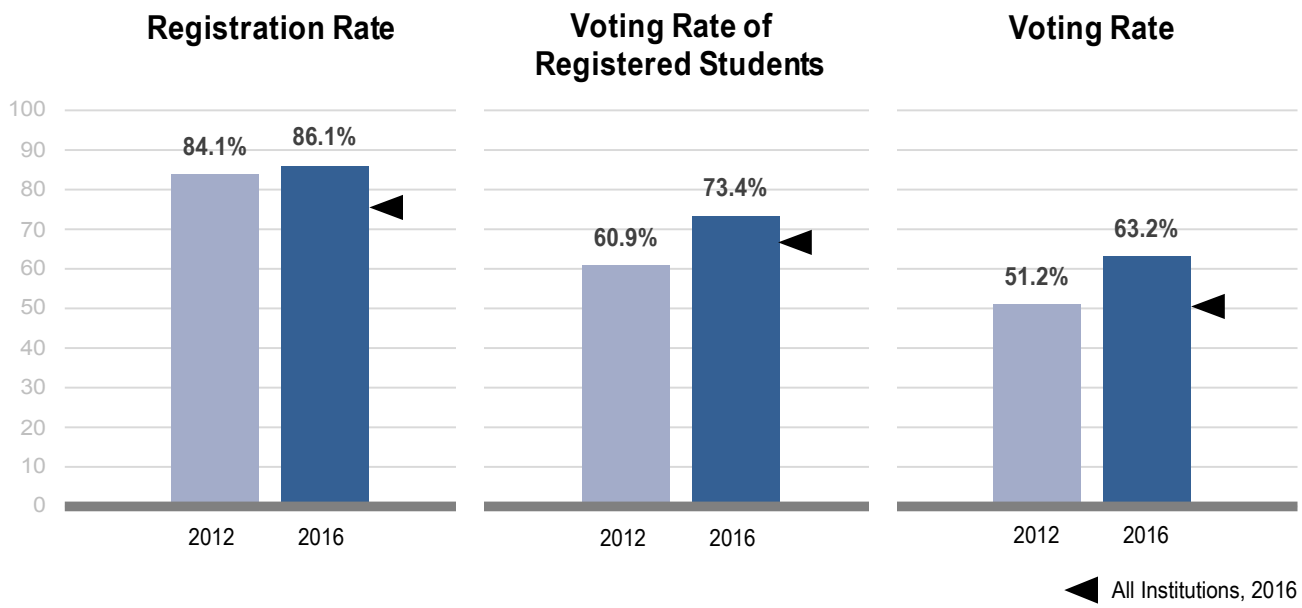
YOUR STUDENTS' VOTING DATA | PRESIDENTIAL ELECTIONS

# Voting and Registration Rates

**2016 Voting Rate**  
**63.2%**

CHANGE FROM 2012  
**12.0**

2016 VOTING RATE FOR ALL INSTITUTIONS  
**50.4%**



	2012	2016	Change
Total student enrollment	9,009	9,126	↑ 117
Age under 18/Unknown	(33)	(37)	
IPEDS estimated non-resident aliens	(960)	(1,070)	
FERPA records blocked	(29)	(74)	
Total eligible voters	7,987	7,945	↓ -42
Number of students who registered	6,713	6,837	↑ 124
Number of students who voted	4,089	5,017	↑ 928
Registration rate	84.1%	86.1%	↑ 2.0
Voting rate of registered students	60.9%	73.4%	↑ 12.5
Voting rate	51.2%	63.2%	↑ 12.0
Difference from all institutions	+4.3	+12.8	

HOW YOUR NUMBERS COMPARE | PRESIDENTIAL ELECTIONS

# By Carnegie Classification

**2012 Voting Rate for All Institutions**  
**46.9%**

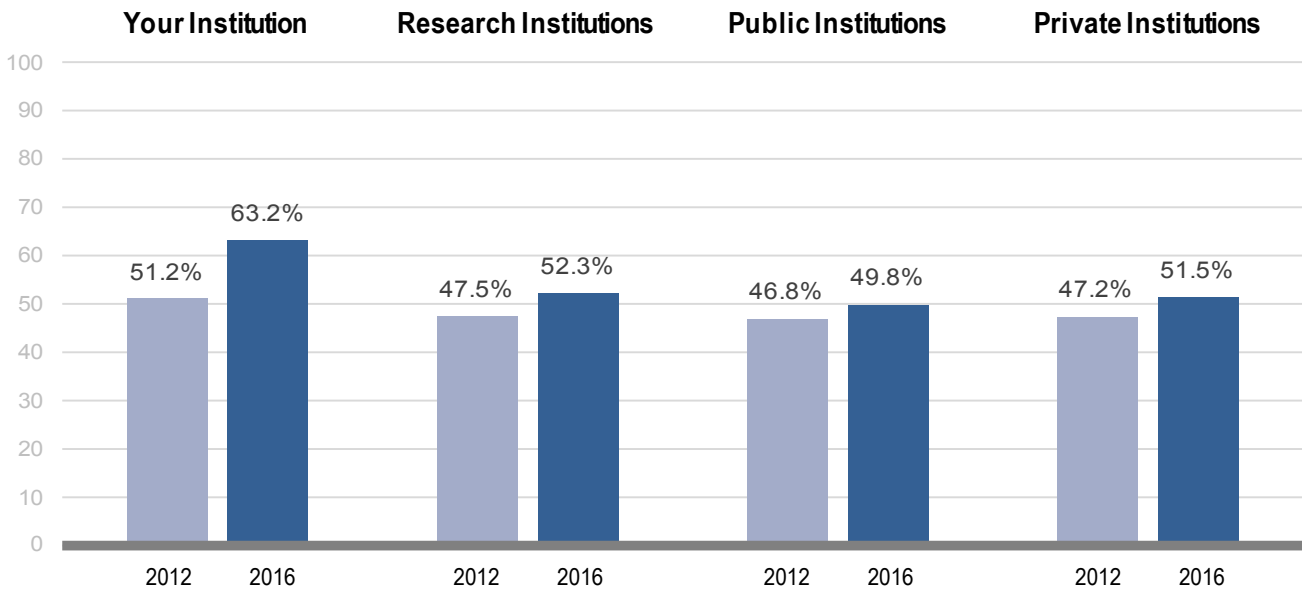
HIGH 72.9%  
 LOW 19.3%

**2016 Voting Rate for All Institutions**  
**50.4%**

HIGH 81.4%  
 LOW 13.1%

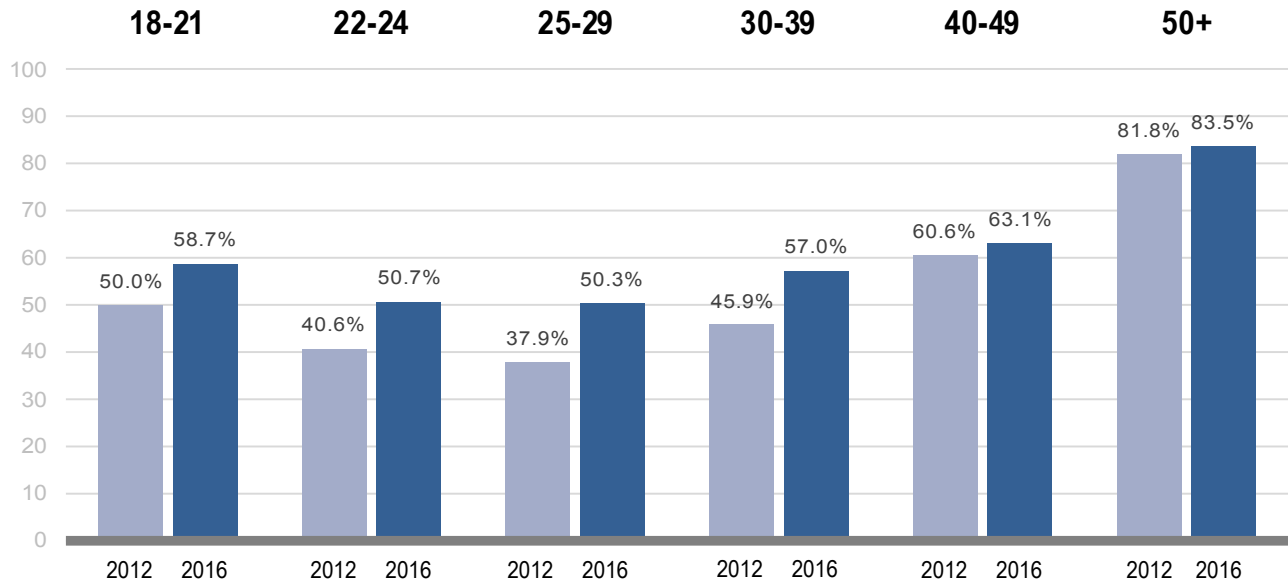
Difference from All Institutions **+4.3**

Difference from All Institutions **+12.8**



**YOUR STUDENTS' VOTING DATA | PRESIDENTIAL ELECTIONS**

# By Age Group\*



	2012			2016			Change
	Enrolled	Voted	Rate	Enrolled	Voted	Rate	
18-21	4,292	2,145	50.0%	4,402	2,582	58.7%	↑ 8.7
22-24	1,562	634	40.6%	1,579	800	50.7%	↑ 10.1
25-29	2,022	766	37.9%	1,909	960	50.3%	↑ 12.4
30-39	824	378	45.9%	861	491	57.0%	↑ 11.2
40-49	170	103	60.6%	179	113	63.1%	↑ 2.5
50+	77	63	81.8%	85	71	83.5%	↑ 1.7
Unknown	0			0			

\* Your students' data broken down by age at the time of the election. To provide more accurate voting rates, students ineligible to vote because they were too young, students whose age data was not reported to the Clearinghouse, as well as records that were FERPA blocked are removed from this table. Please note that we are not able to adjust these voting rates by removing non-resident aliens, resident aliens or undocumented students.

Thank you for the work you do to improve your students' political learning and engagement. We hope that you find your NSLVE report useful. For up-to-date news on NSLVE data, resources, and to sign up for our newsletter visit: [idhe.tufts.edu](http://idhe.tufts.edu).

**References:**

NSLVE encourages to share this report as broadly as possible, including posting it. When doing so, please use the following citation: Institute for Democracy & Higher Education: National Study of Learning, Voting and Engagement. (2017). *2012 & 2016 NSLVE Campus Report*. Medford, MA.

**Follow us:**  [@TuftsIDHE](https://twitter.com/TuftsIDHE)

**Contact us:**

Institute for Democracy & Higher Education:  
National Study of Learning, Voting and Engagement  
Lincoln Filene Hall, Medford, MA 02155  
[NSLVE@tufts.edu](mailto:NSLVE@tufts.edu) | 617-627-3804

INSTITUTE FOR  
DEMOCRACY &  
HIGHER EDUCATION